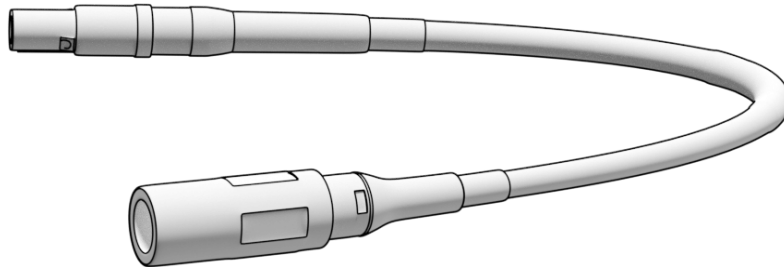


# ***ICONNECT***

## **CARTO SYSTEM CABLE**

### **INSTRUCTIONS FOR USE**

**REF** 001-009075-1






















**R<sub>x</sub>** ONLY

**Caution:** Federal Law (USA) restricts this device to sale by or on the order of a physician.

**Made in USA**

## SYMBOL LEGEND

	Authorized Representative in the European Community		Catalogue Number
	Caution		Consult Operating Instructions
	Date of Manufacture		Do not use if package is damaged and consult instruction for use
	Keep Away from Sunlight		Keep Dry
	Importer		Lot Number
	Manufacturer		Marking for devices entering the European market
	Medical Device		Non-Sterile
	Packaging Unit		Prescription Only
	Serial Number		Temperature Limit
	Usable Length		

**CAUTION:** Read the instructions carefully before using the product.

#### DEVICE DESCRIPTION

The CARTO® System Cable is a component of the iCONNECT™ System. The cable offers the ability to use the CARTO 3 System in conjunction with the iCONNECT System.

#### ADDITIONAL REQUIRED COMPONENTS

- iCONNECT Electronics Hub
- CARTO 3 System

#### INDICATIONS

The CARTO System Cable is designed to connect the CARTO 3 System to the appropriate equipment for use with the iCONNECT System.

#### CONTRAINDICATIONS

The CARTO System Cable has no known contraindications.

#### HOW SUPPLIED

This cable is provided non-sterile. Inspect the packaging for damage prior to use. Examine the cable prior to use or reuse for any damage or defects (i.e., bent pins, kinks, nicks, crushed or elongated sections). Do not use if any damage or defects are identified.

#### HANDLING AND STORAGE

The product may only be used in a medical treatment facility that has been set up for the appropriate application and by trained staff. Store the product in its original packaging in a cool, dry place away from light at between 10°C and 25 °C. When stored appropriately, the product can be used up to the use before date indicated on the packaging.

#### CLEANING

The product may be contaminated after use and should be cleaned with a cloth or swab dampened in pH neutral, EPA-approved hospital grade solutions.

#### DISPOSAL

If damaged, dispose of the product and its residual elements or waste items in accordance with hospital regulations or local government policy.

#### WARNINGS

- The CARTO System Cable should only be used by trained physicians.
- Dispose of product packaging in accordance with hospital, administrative and/or local government policy.
- If product damage or defects are identified, dispose of the product in accordance with hospital, administrative and/or local government policy.
- No modification of this device is allowed.
- Patient or operator injury can result from improper handling of the cable.
- Failure to abide by the above warnings might result in damage to the product, or result in serious adverse events.

#### CAUTIONS

- Do not immerse cable connector(s) in fluids.
- If the cable is used in the presence of electrical equipment, noise may be induced into the cable.
- Do not attempt to repair any damage. In case of doubt, discard the cable and do not use or reuse.

#### INSTRUCTIONS FOR USE

Refer to the iCONNECT User Guide for cable connection instructions and operation of the iCONNECT System.

#### TRADEMARKS

Stereotaxis, the Stereotaxis logo, iCONNECT, Genesis™ RMN, and Niobe™ are trademarks or registered trademarks of Stereotaxis, Inc in the USA and other countries. All other brand names, product names, or trademarks are the property of their respective owners.

#### STEREOTAXIS TECHNICAL SUPPORT

For technical support, please contact Stereotaxis TeleRobotic Support Team (TST) at 1-866-269-5268 or 1-314-678-6200 or email [tst@stereotaxis.com](mailto:tst@stereotaxis.com).

#### NOTICE TO THE USER AND/OR PATIENT

Any serious incident that has occurred in relation to the device should be reported to the manufacturer and the competent authority of the Member State in which the user and/or patient is established.

#### DISCLAIMER OF WARRANTY AND LIMITATION OF REMEDY

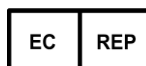
STEREOTAXIS MAKES NO WARRANTIES, EXPRESS OR IMPLIED, WITH REGARD TO THE DEVICE DESCRIBED IN THIS DOCUMENT. STEREOTAXIS DISCLAIMS ALL REPRESENTATIONS OR WARRANTIES, EXPRESS OR IMPLIED, INCLUDING, BUT NOT LIMITED TO, THE WARRANTIES OF MERCHANTABILITY, FITNESS FOR A PARTICULAR USE, TITLE OR NON-INFRINGEMENT, ARISING BY STATUTE OR IN LAW, OR ARISING FROM A COURSE OF CONDUCT, COURSE OF DEALING OR USAGE OF TRADE.

STEREOTAXIS, INC. SHALL NOT BE LIABLE FOR ANY DIRECT, INCIDENTAL, OR CONSEQUENTIAL DAMAGES OTHER THAN AS EXPRESSLY PROVIDED BY SPECIFIC LAW.

STEREOTAXIS IS NOT RESPONSIBLE FOR ANY DIRECT, INCIDENTAL, OR CONSEQUENTIAL DAMAGES RESULTING FROM REUSE OF THIS DEVICE.



**Stereotaxis, Inc.**  
710 N. Tucker Blvd. Suite 110  
St. Louis, MO 63101  
[www.stereotaxis.com](http://www.stereotaxis.com)  
1-314-678-6100



MDSS (Medical Device Safety Service GmbH)  
Schiffgraben 41  
30175 Hannover, Germany



MedEnvoy  
Prinses Margrietplantsoen  
33 – Suite 123,  
2595 AM The Hague  
Netherlands



MDSS-UK RP LIMITED  
6 Wilmslow Road, Rusholme  
Manchester M14 5TP  
United Kingdom  
Tel.: 0044 (0)7898 375115



© Stereotaxis 2021, 2023